

TECHNICAL INFORMATION

KE Handle Description

The Sure Grip "KE" Knob is available in grey or black and will support up to 2 momentary switches. It is suitable for simple applications where space is limited. The "KE" Series knob is optimized to be installed on our JSM and JSL Series electronic joysticks.

The Knob is molded from a high impact plastic polymer into a comfortable shape for a rugged and lightweight control handle for extreme duty applications. The standard Sure Grip switches are covered with our patented overlay design.



Features

- ▶ Sealing up to IP54
- ▶ Rugged design
- ▶ Switch tested to 10 million operations

NE Handle Description

The Sure Grip "NE" Series Knob is smaller than "KE". It is sealed to IP67, is available in black and does not support any switches. The "NE" Series knob is optimized to be installed on our JSM and JSL Series electronic joysticks.

The Knob is molded from a high impact plastic polymer into a comfortable shape for a rugged and lightweight control handle for extreme duty applications.



Features

- ▶ Sealing up to IP67
- ▶ Ergonomic design
- ▶ Suitable for low clearance applications

TECHNICAL INFORMATION

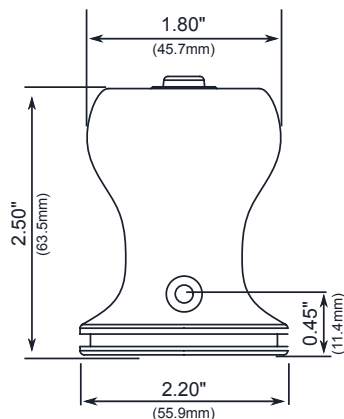
MOMENTARY SWITCH SPECIFICATIONS

Switch Options:	Load	Voltage	Operating Temp
Unsealed Standard - IP40	4 A	30 Vdc	-25°C to +85°C
Unsealed Gold contact - IP40	100 mA	30 Vdc	-25°C to +85°C

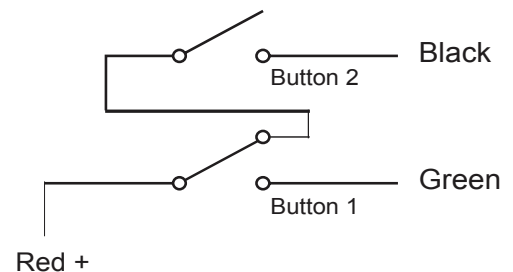
CABLE SPECIFICATIONS

Cable Options:	WR-09B	WR-10B	WR-13B	WR-15B
Conductor	9	10	13	15
Material	Tinned Copper	Tinned Copper	Tinned Copper	Tinned Copper
Strand	19 Twisted	7 Twisted	19 Twisted	7 Twisted
AWG	20	22	22	22
Insulation	SR-PVC	SR-PVC	SR-PVC	SR-PVC
Outer Jacket	PVC FT4	PVC FT4	PVC FT4	PVC FT4
Operating Temperature	-40°C to +105°C	-40°C to +105°C	-40°C to +105°C	-40°C to +105°C

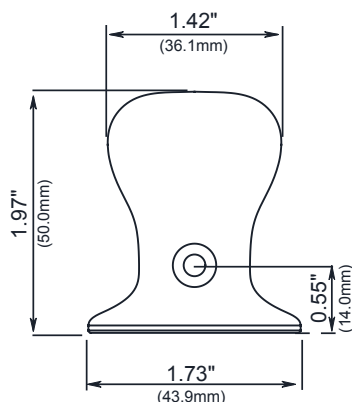
KE Handle Dimensions



KE Handle Typical Wiring



NE Handle Dimensions



ORDERING GUIDE

Order Instructions:

1. Each box has a color and number, which corresponds to handle options below. Please review each option, as this will help you with choosing your part number. (Refer to our technical guides for more information on product options)
2. If a desired handle option is not available contact a sales representative to discuss if there are alternative solutions for your application.
3. Enter your configured part number in the empty boxes provided below and contact a friendly Sure Grip sales representative to place your order.

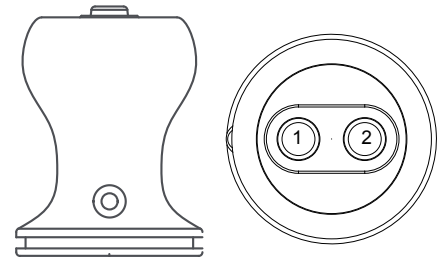
Your configured part number: **KE** - - - -

Example: **KE** - - - -

Note: For further options, please call factory.

1. Handle Color	3. Mounting Options
B - Black G - Grey	N - None J - JSM/JSL installed
2. Function: 2 Positions	4. Wire Length Options
NN - No Switch AN - One UnSealed 4Amp Switch AA - Two UnSealed 4Amp Switch	xxx Inches

Example KE Knob



Comment Section

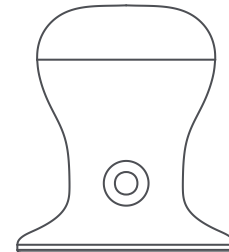
Your configured part number: **NE** -

Example: **NE** -

Note: This product only comes in Black. For further options, please call factory.

Example NE Knob

1. Mounting Options
N - None J - JSM/JSL installed



Comment Section