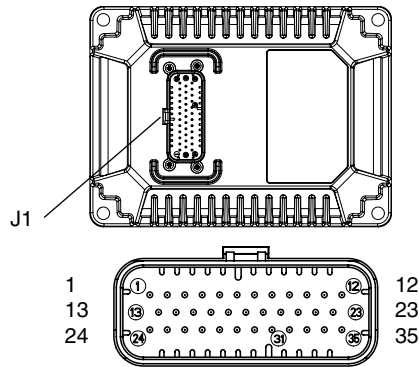
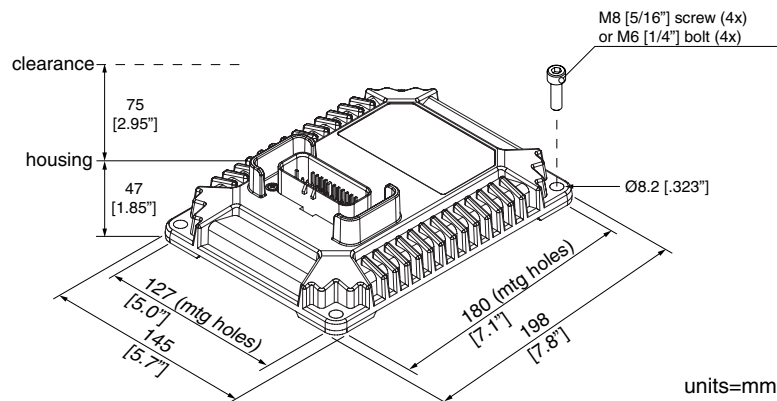


Wiring diagram



Pin	Signal/Function	Pin	Signal/Function	Pin	Signal/Function
1	OUTPUT3	13	N-C	24	OUTPUT8
2	OUTPUT7	14	ADDR5	25	OUTPUT4
3	SENSOR SUPPLY	15	CAN1 H	26	CAN SHLD
4	ADDR4	16	GND	27	CAN1 L
5	ADDR3	17	INPUT6	28	INPUT7
6	ADDR2	18	GND	29	INPUT5
7	ADDR1	19	N-C	30	INPUT4
8	VBATT	20	GND	31	INPUT3
9	VBATT	21	N-C	32	INPUT2
10	VBATT	22	GND	33	INPUT1
11	OUTPUT5	23	N-C	34	OUTPUT2
12	OUTPUT1			35	OUTPUT6

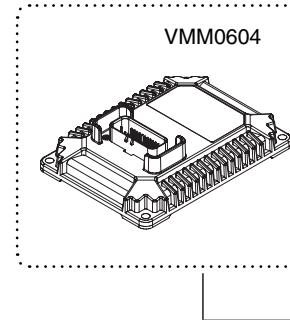
Mating connector: Housing, AMP 776164-1
Terminals, AMP 770854-3



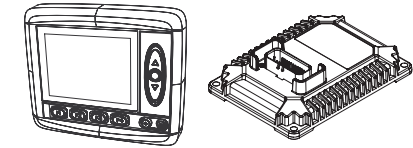
units=mm

Installation VMM0604

Publ.no: HY33-5003-IS/US
Ed. 11/2010




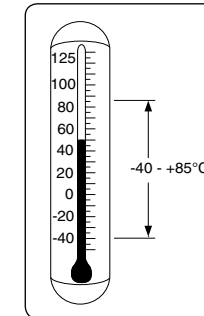
IQAN master or VMM system modules



! NOTICE

It is required to install the VMM operating system into the controller *before* attempting to load ladder-logic applications created with VMMS.

The VMM operating system may be downloaded from www.parker.com/ecd



⚠ WARNING

FAILURE OR IMPROPER SELECTION OR IMPROPER USE OF THE PRODUCTS AND/OR SYSTEMS DESCRIBED HEREIN OR RELATED ITEMS CAN CAUSE DEATH, PERSONAL INJURY AND PROPERTY DAMAGE.

This document and other information from Parker Hannifin Corporation, its subsidiaries and authorized distributors provide product and/or system options for further investigation by users having technical expertise. It is important that you analyze all aspects of your application, including consequences of any failure, and review the information concerning the product or system in the current product catalogue. Due to the variety of operating conditions and applications for these products or systems, the user, through its own analysis and testing, is solely responsible for making the final selection of the products and systems and assuring that all performance, safety and warning requirements of the application are met.

The products described herein, including without limitation, product features, specifications, designs, availability and pricing, are subject to change by Parker Hannifin Corporation and its subsidiaries at any time without notice.

For further information see:
HY33-5003-IB/US Instructions VMM0604 (ECD0836001)



Eng.no: IS-VMM0604-201011-01