

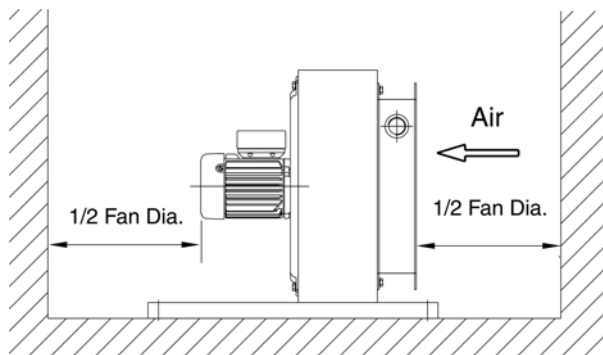


Installation and Servicing Instructions: ULAC Air/Oil Cooler

These instructions should be strictly observed prior to installation of the PARKER ULAC cooler.

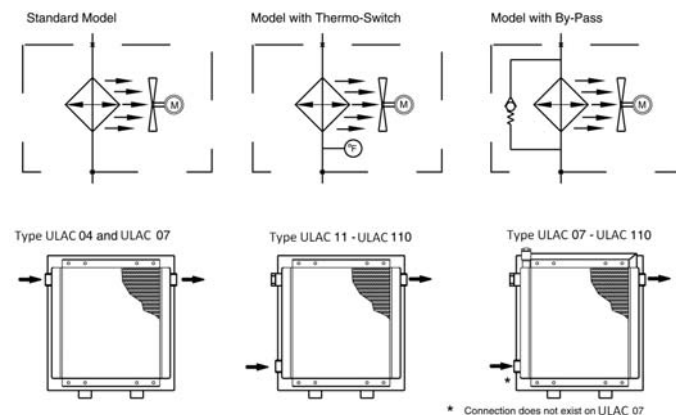
Mounting

The ULAC air oil cooler permits both suspended and foot mounting. To prevent personal injury, always secure the cooler adequately. The distance from the nearest wall should not be less than half the height of the cooler core.



Hydraulic connection

Connect the cooler as illustrated below using hydraulic hoses both to and from the cooler. We recommend mounting in a separate cooling circuit; In case this is not possible, install the cooler in the system return line. Avoid linking to systems that could yield in pressure spikes greater than 200 psi. PARKER shall not be liable for the consequences of any modification and/or variation with regards to connections.



Electrical connection

Danger 230/460V!

Installation should only be performed by a qualified electrician.

Prior to start-up

- Check the cooler core and fan guard for damages
- Check that the cooler is correctly connected according to the above. PARKER shall not be liable for the consequences of any variation.
- Manually turn fan to be sure it does not hit fan housing.
- Check that the cooler is provided with a caution label for rotating fan.

At start-up

- Check that the fan's direction of rotation is correct, i.e. that the electric motor poles are correctly connected.

Noise level

Remaining in close proximity to the cooler for an extended period might be annoying. Inappropriate placement of the cooler, e.g. on a large flat sheet, could give rise to a high noise level. Contact PARKER for advice.

Cleaning the cooler core

The easiest way to clean the air fins of the core is by using compressed air. Fouling can be dealt with using a high-pressure washing system and a degreasing agent. Flush with water afterwards.

Caution: When using a high-pressure washing system, point the jet parallel to the air fins. The cooler core should be cool before cleaning.

To clean the inside of the core, connect the core to a closed circuit and flush the inside with degreasing agent. After cleaning, the core should be flushed with the same fluid as used in the system itself.

PARKER Accumulator & Cooler Division
15102 Sommermeyer, Suite 125, Houston, Texas, 77041 Tel. (713) 937-8900 Fax: (713) 937-0438



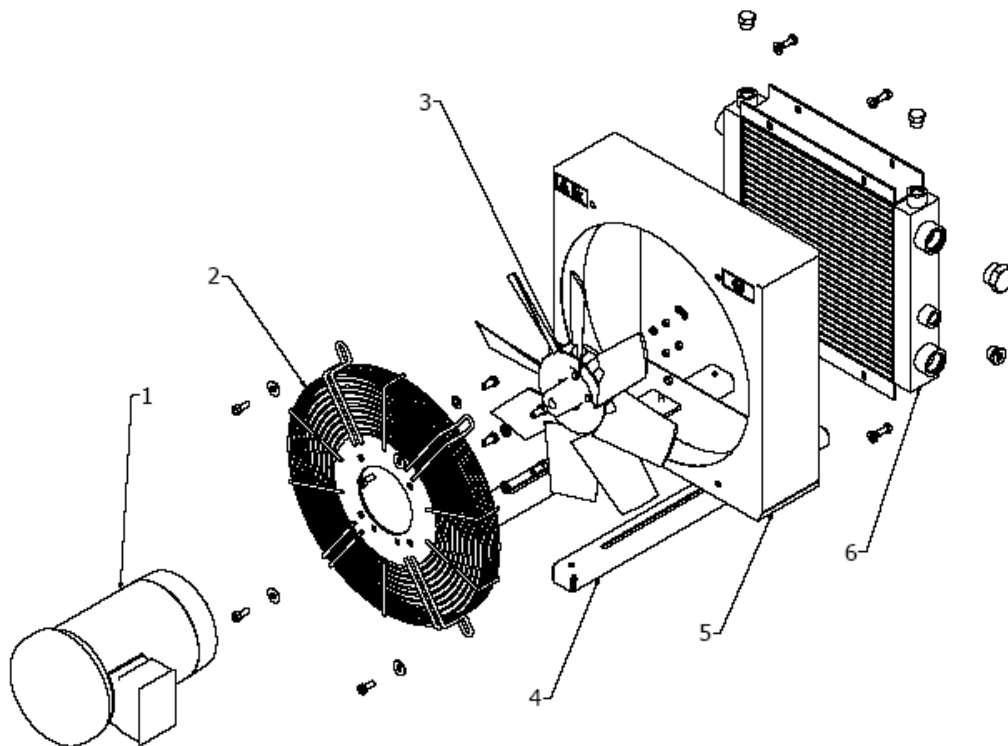
Miscellaneous

- In the event of a breakdown, contact PARKER. PARKER shall not be liable for the consequences of any repair and/or modifications made by the customer.
- When handling the cooler, e.g. for cleaning, disconnect the power supply and remember that the cooler may be hot.

- The fan generates static electricity by air friction. Do not put sensitive equipment (electronics, etc.) in the immediate vicinity of the cooler.
- Contact PARKER when using fluids that are very different to normal hydraulic fluid, e.g. fluids with high viscosity or in the case of cold starting.

Parts List:

1. Motor
2. Fan guard
3. Fan assembly
4. Supports
5. Fan housing
6. Cooler core



WARNING

FAILURE OR IMPROPER SELECTION OR IMPROPER USE OF THE PRODUCTS AND/OR SYSTEMS DESCRIBED HEREIN OR RELATED ITEMS CAN CAUSE DEATH, PERSONAL INJURY AND PROPERTY DAMAGE.

This document and other information from Parker Hannifin, its subsidiaries and authorized distributors provide product and/or system options for further investigation by users having expertise. It is important that you analyze all aspects of your application, including consequences of any failure and review the information concerning the product or system in the current product catalog. Due to the variety of operating conditions and applications for these products or systems, the user, through its own analysis and testing, is solely responsible for making the final selection of the products and systems and assuring that all performance, safety and warning requirements of the application are met.

The products described herein, including without limitation, product features, specifications, designs, availability and pricing, are subject to change by Parker Hannifin and its related companies at any time without notice.