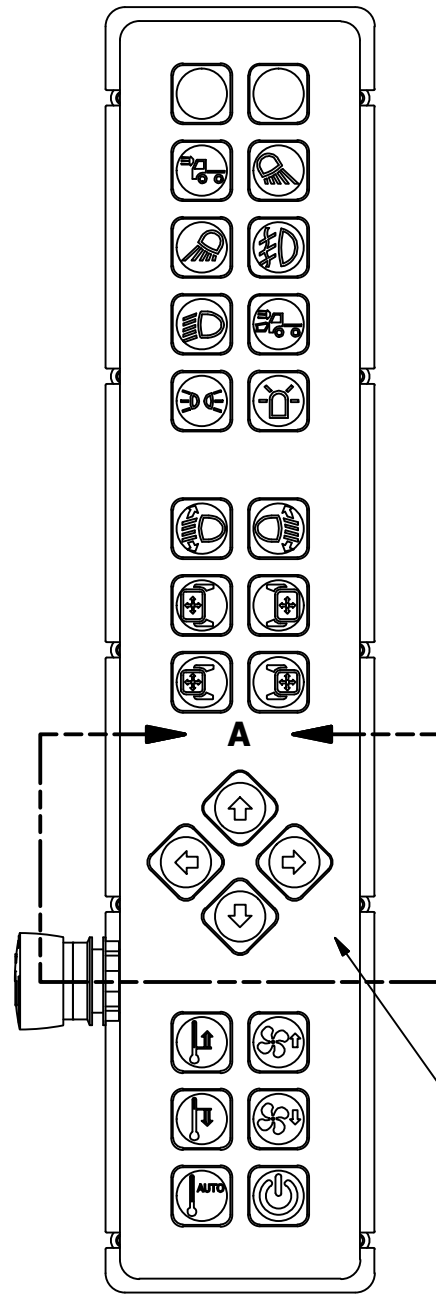
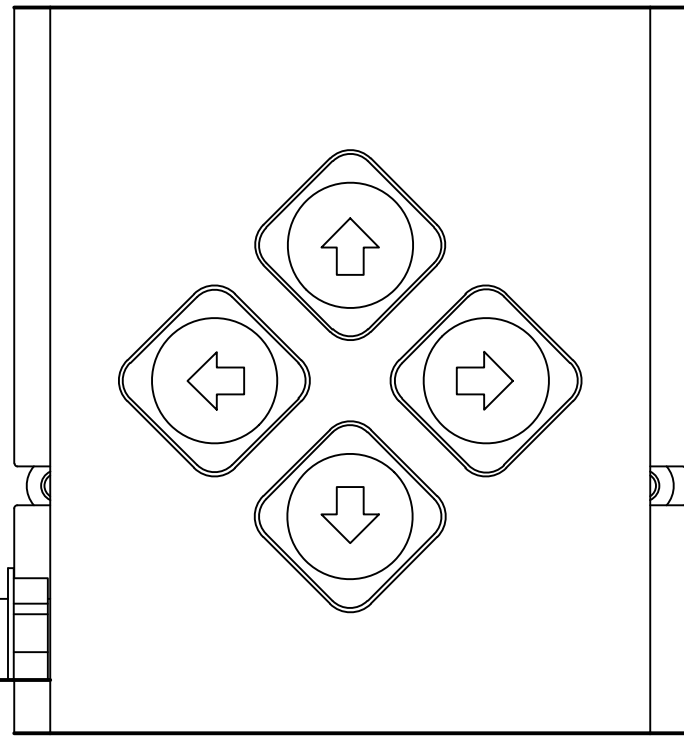


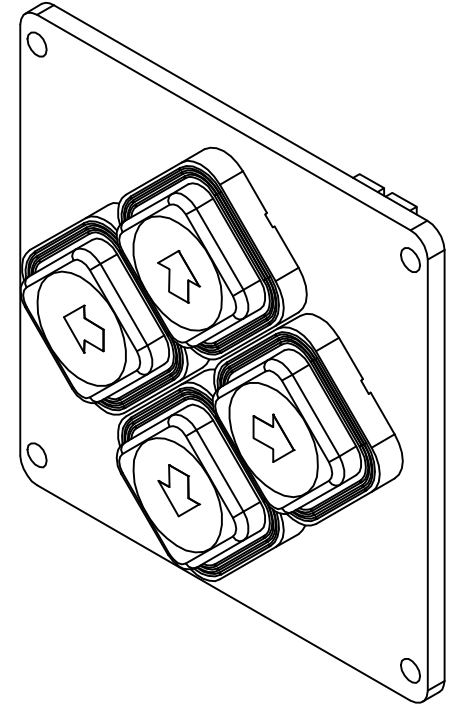
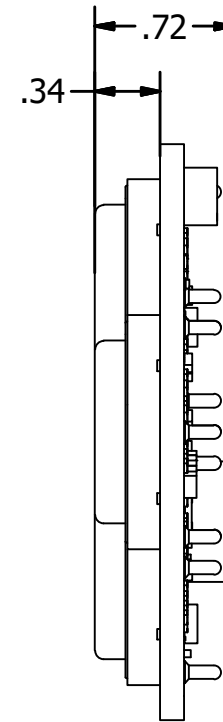
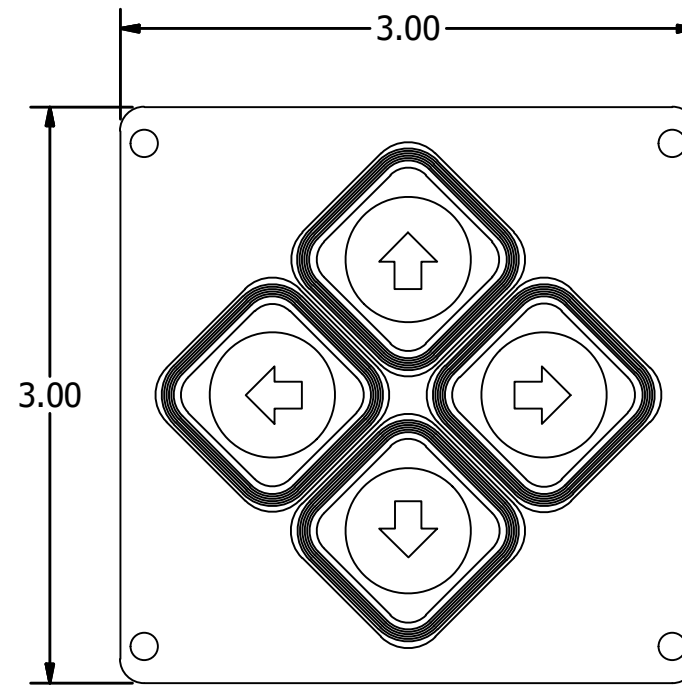
2	1	1	1	1
BUTTONS	COMMAND SIGNAL	CONNECTOR	MATING CONNECTOR	INSTALLATION LOCATION
4 DIRECTIONAL PUSH BUTTONS SWITCH PANEL	CAN J1939	DTM04-4P	DTM06-4S	CAB



MOUNTING LOCATION



**DETAIL A
SCALE 1**



UNLESS OTHERWISE SPECIFIED DIMENSIONS ARE IN INCHES		ORIGINATED BY: KJOHNSON	GLOBAL RESOURCES MUKWONAGO, WI 53149
WIRE LENGTH TOLERANCES SPEC = IPC/WHMA-A-620B		ORIGINATION DATE: 7-10-2019	
≤ 1ft +1in -0in > 1ft-5ft +2in -0in > 5ft-10ft +4in -0in > 10ft-25ft +6in -0in > 25ft +5% -0%	THIRD ANGLE PROJECTION	PROJECT ENGINEER:	DRAWING TITLE: 4 DIRECTIONAL PUSH BUTTONS SWITCH PANEL
FRACTIONS ± 1/16in ± 1.59mm TOLERANCES ON DECIMALS: 1 PLACE 2 PLACE 3 PLACE in ± .030 ± .010 ± .005 mm ± .76 ± .25 ± .13 ANGULAR DIMENSIONS ± 1 DEG REMOVE BURRS BREAK EDGES 0.01in 0.25mm MAX MAX SURFACE ROUGHNESS 12.5		ACCOUNT MANAGER:	SHEET SIZE: B
		MATERIAL:	DRAWING NUMBER: GS17122-052
		COATING/PLATING:	REV: A
		CUSTOMER PART NUMBER:	SHEET INFO: 1 OF 1
		ALL TECHNICAL DATA ON THIS DRAWING IS THE PROPERTY OF GS GLOBAL RESOURCES INC. AND SHALL NOT BE USED BY OTHERS FOR MANUFACTURE, PROCUREMENT, OR DISCLOSURE WITHOUT THE WRITTEN PERMISSION OF GS GLOBAL RESOURCES INC.	SCALE: 1

TITLE BLOCK REVISION DATE: 10-9-2018