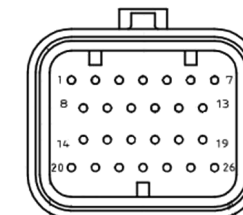
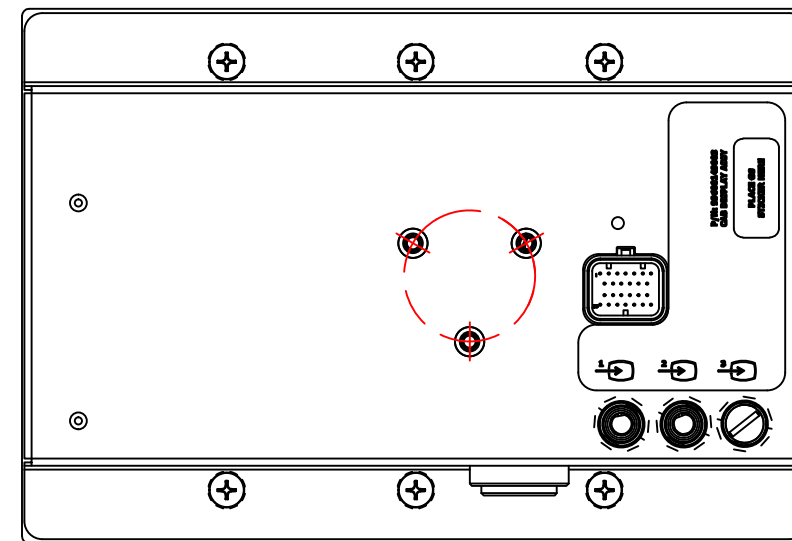
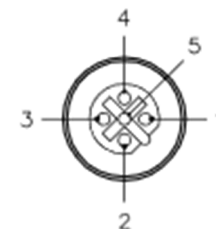


1	2	3	4	5
INSTALLATION LOCATION	CONNECTOR	COMMAND SIGNAL	BUTTONS	
CAB	DT06-4S-C015	CAN J1939	MD4 DISPLAY WITH 12 PUSH BUTTONS WITH 2 SETS OF ONE BY SIX CONFIGURATIONS	



CONNECTOR
TYCO-AMP 3-1437290-7

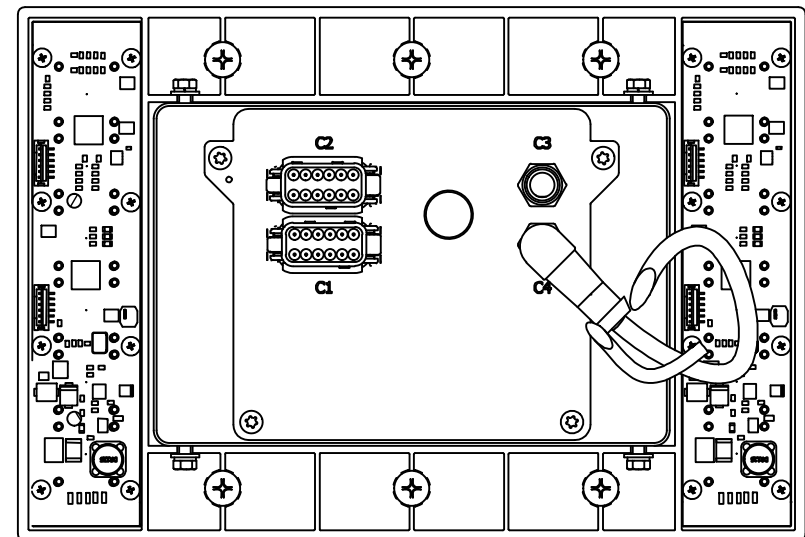
CRIMP CONTACT
TYCO-AMP 3-1447221-4



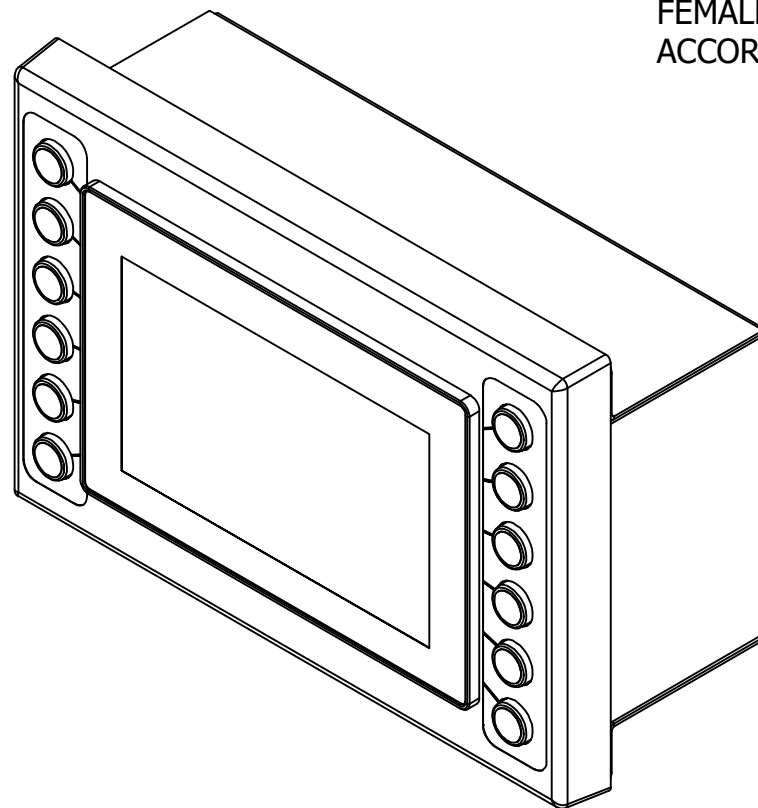
M12 ROUND CONNECTOR,
FEMALE, 5-POLE, B-CODED
ACCORDING TO EN 61076-2-101

MAIN	FUNCTION
1	RTC POWER
2	IGN INPUT
3	GND
4	GND
5	N.C.
6	N.C.
7	N.C.
8	CAN1_H
9	CAN1_L
10	N.C.
11	N.C.
12	N.C.
13	N.C.
14	N.C.
15	N.C.
16	N.C.
17	N.C.
18	N.C.
19	N.C.
20	N.C.
21	N.C.
22	N.C.
23	N.C.
24	N.C.
25	N.C.
26	N.C.

VIDEO	FUNCTION
1	VIDEO SIG +
2	N.C.
3	CAMERA +
4	CAMERA -
5	VIDEO SIG -



SECTION B-B
SCALE 3:8



UNLESS OTHERWISE SPECIFIED DIMENSIONS ARE IN INCHES		ORIGINATED BY: KJOHNSON	<p>GLOBAL RESOURCES MUKWONAGO, WI 53149</p>
WIRE LENGTH TOLERANCES SPEC= IPC/WHMA-A-620B		ORIGINATION DATE: 7-9-2019	
≤ 1ft +1in -0in	THIRD ANGLE PROJECTION	PROJECT ENGINEER:	<p>MD4 DISPLAY WITH 12 PUSH BUTTONS</p>
> 1ft-5ft +2in -0in		ACCOUNT MANAGER:	
> 5ft-10ft +4in -0in		MATERIAL:	<p>GS17122-40</p>
> 10ft-25ft +6in -0in		COATING/PLATING:	
> 25ft +5% -0%		CUSTOMER PART NUMBER:	<p>SCALE: 3:8</p>
FRACTIONS ± 1/16in ± 1.59mm		<p>ALL TECHNICAL DATA ON THIS DRAWING IS THE PROPERTY OF GS GLOBAL RESOURCES INC. AND SHALL NOT BE USED BY OTHERS FOR MANUFACTURE, PROCUREMENT, OR DISCLOSURE WITHOUT THE WRITTEN PERMISSION OF GS GLOBAL RESOURCES INC.</p>	
TOLERANCES ON DECIMALS:		<p>SHEET SIZE: B</p>	
1 PLACE ± .030	2 PLACE ± .010	<p>DRAWING NUMBER: A</p>	
3 PLACE ± .005		<p>PERMISSION OF: GS GLOBAL RESOURCES INC.</p>	
in ± .030	mm ± .76	<p>REV: 1 OF 1</p>	
± .25	± .13	<p>DRAWING REFERENCE: 3:8</p>	
ANGULAR DIMENSIONS ± 1 DEG		<p>TITLE BLOCK REVISION DATE: 10-9-2018</p>	
REMOVE BURRS			
BREAK EDGES 0.01in 0.25mm MAX			
MAX SURFACE ROUGHNESS 12.5			