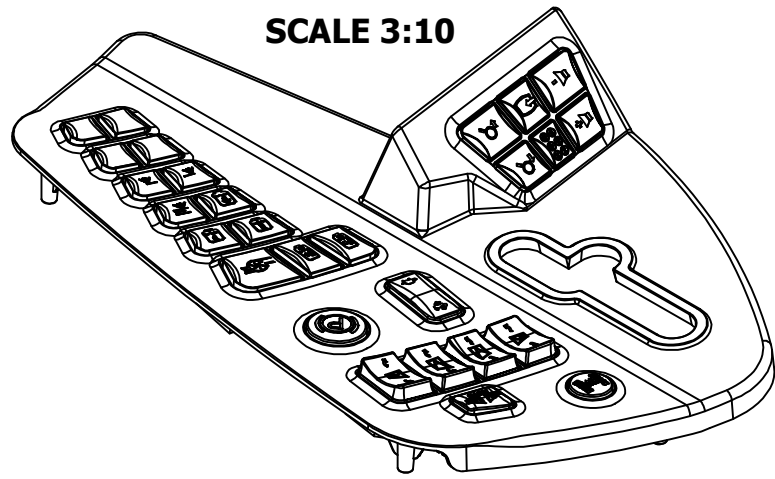


SCALE 3:10

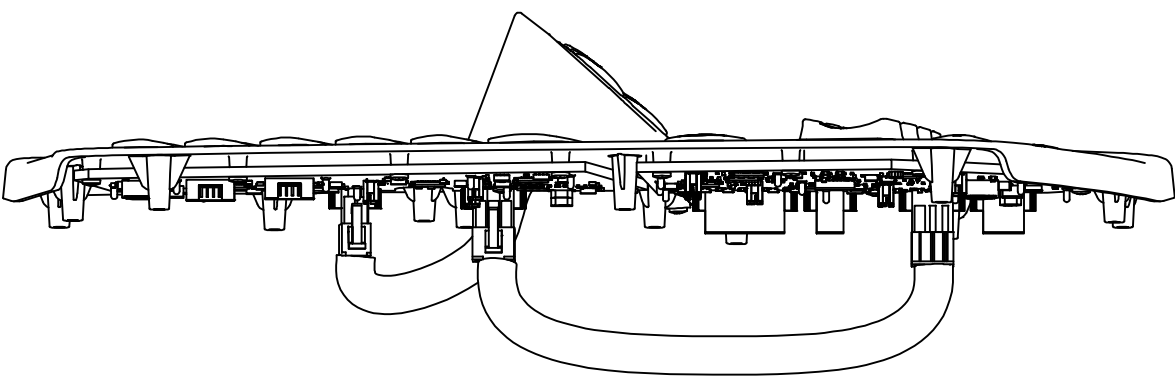
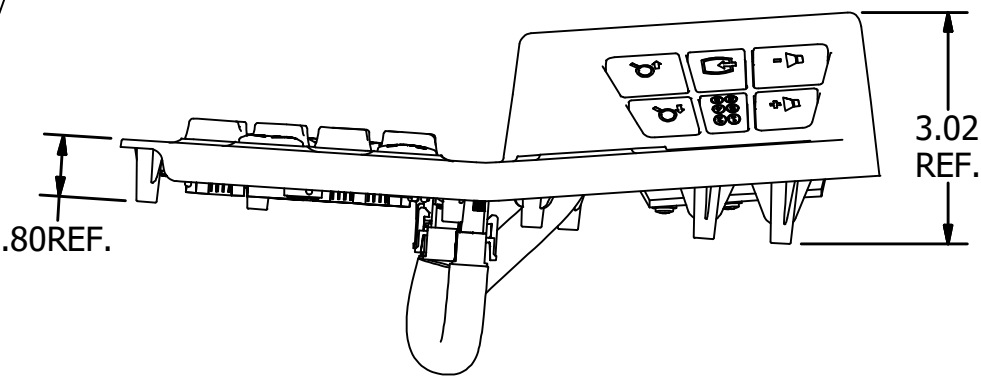

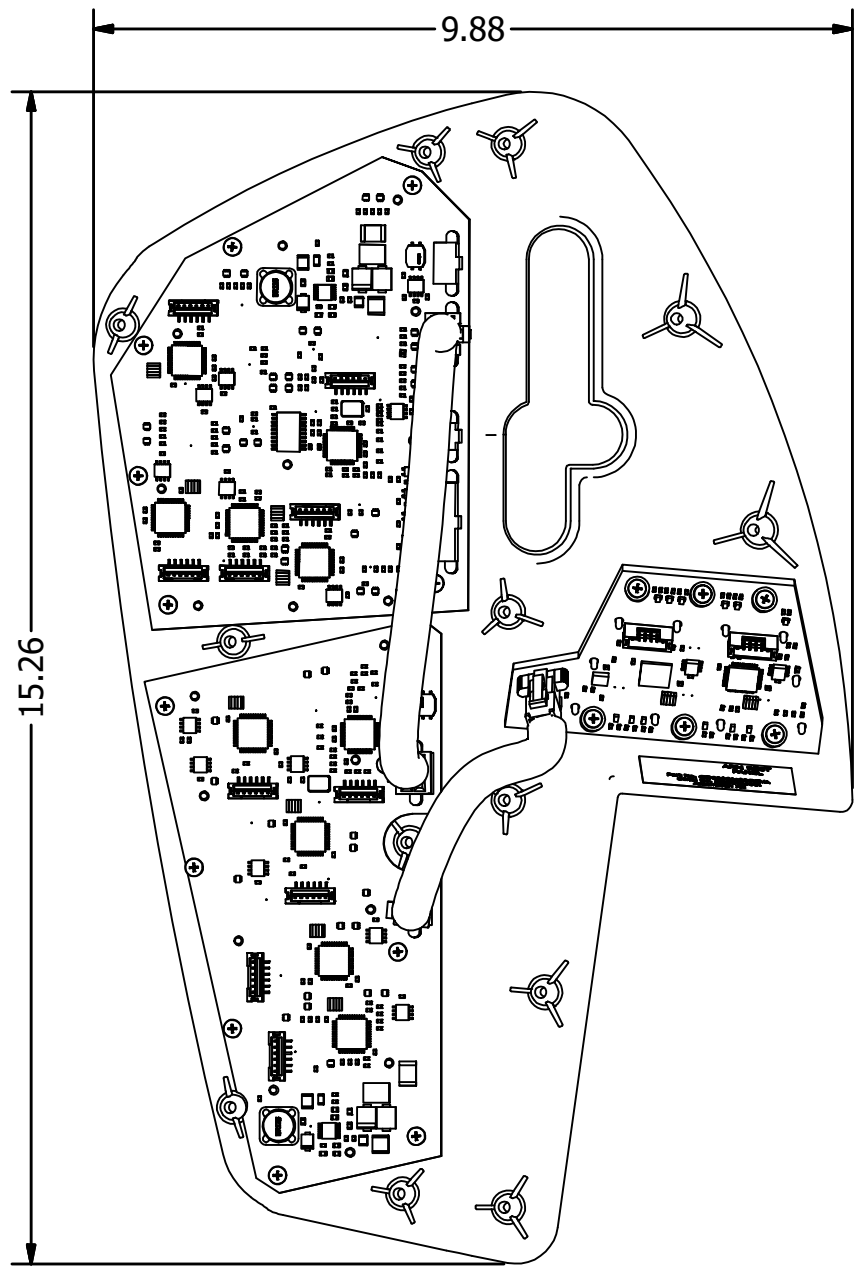


1	2	3	4
INSTALLATION LOCATION	MATING CONNECTOR	CONNECTOR	COMMAND SIGNAL
CAB	MOLEX	MOLEX	CAN J1939
	46207-0204	46207-0206	
	39012-040	39012-120	

5 ROCKERS AND 22 PUSH BUTTONS SWITCH PANEL

B

B



A

A

UNLESS OTHERWISE SPECIFIED DIMENSIONS ARE IN INCHES WIRE LENGTH TOLERANCES SPEC = IPC/WHMA-A-620B ≤ 1ft +1in -0in > 1ft-5ft +2in -0in > 5ft-10ft +4in -0in > 10ft-25ft +6in -0in > 25ft +5% -0% FRACTIONS ± 1/16in ± 1.59mm TOLERANCES ON DECIMALS: 1 PLACE 2 PLACE 3 PLACE in ±.030 ±.010 ±.005 mm ±.76 ±.25 ±.13 ANGULAR DIMENSIONS ± 1 DEG REMOVE BURRS BREAK EDGES 0.01in 0.25mm MAX MAX SURFACE ROUGHNESS 12.5	ORIGINATED BY: KJOHNSON ORIGINATION DATE: 6-25-2019 PROJECT ENGINEER: ACCOUNT MANAGER: MATERIAL: COATING/PLATING: CUSTOMER PART NUMBER:	<p><b>GLOBAL RESOURCES</b> MUKWONAGO, WI 53149</p> <p>DRAWING TITLE: <b>ARMREST FRONT BOARD</b></p> <p>SHT SIZE: B DRAWING NUMBER: GS17122-013 REV: A          SCALE: 4:10 SHEET INFO: 1 OF 1</p>
	ALL TECHNICAL DATA ON THIS DRAWING IS THE PROPERTY OF GS GLOBAL RESOURCES INC. AND SHALL NOT BE USED BY OTHERS FOR MANUFACTURE, PROCUREMENT, OR DISCLOSURE WITHOUT THE WRITTEN PERMISSION OF GS GLOBAL RESOURCES INC.	
	TITLE BLOCK REVISION DATE: 10-9-2018	
	PERMITTED BY:	

4

3

4

2

1